




Cut the suspension kit parts as shown to insert them into the jig.



Glue, fill and sand parts B32/B33 to the body B10 before assembly.



STONE Models



COPYRIGHT © 2024
by STONE Models

A064/2024